

1. Attach

lot-specific calibration card
(found inside lid of test box)



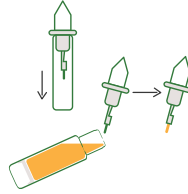
6. Snap reader on top of cartridge

Press button to turn on (shows **LAST** result)
Press button again for **READY**



2. Fill capillary

with sample



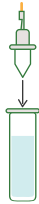
7. Unscrew cap

from dropper



3. Puncture foil

with cap



8. Discard

initial drops



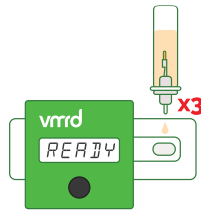
4. Assemble dropper

by inserting dropper top into dilution tube



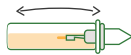
9. Add 3 drops

Short press button (<1 sec) for a timed read
(10 min)



5. Shake horizontally

to mix



**Reader will shut off automatically after
50 sec of inactivity**

FELINE SERUM AMYLOID A (SAA) TEST

