

SAMPLES MUST BE DILUTED TWICE BEFORE APPLYING TO CARTRIDGE

(Capillary sampling devices & dilution tubes are identical)

Test temperature should be between 60-80°F when running for most accurate results

1. Attach

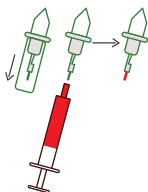
lot-specific calibration card
(found inside lid of test box)



FIRST dilution:

2. Measure blood

for FIRST dilution



3. Puncture foil

with cap



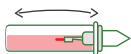
4. Assemble dropper

by inserting dropper top into dilution tube



5. Shake horizontally

to mix



SECOND dilution:

6. Unscrew conical cap

from dropper

Discard initial drops

Squeeze dropper to suspend a drop from the tip



7. Fill SECOND capillary

with diluted sample from suspended drop



8. Puncture foil

with cap

9. Assemble dropper

by inserting dropper top into dilution tube

10. Shake horizontally

to mix

RUN TEST WITH DOUBLE DILUTED SAMPLE:

11. Snap reader on top of cartridge

Press button to turn on (shows **LAST** result)

Press button again for **READY**

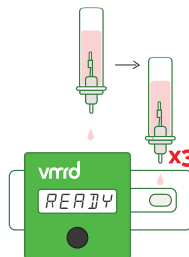


Discard initial drops

12. Add 3 drops

Short-press button (<1 sec) for a timed read (10 min)

Reader will shut off automatically after 50 sec of inactivity



FOAL IgG TEST